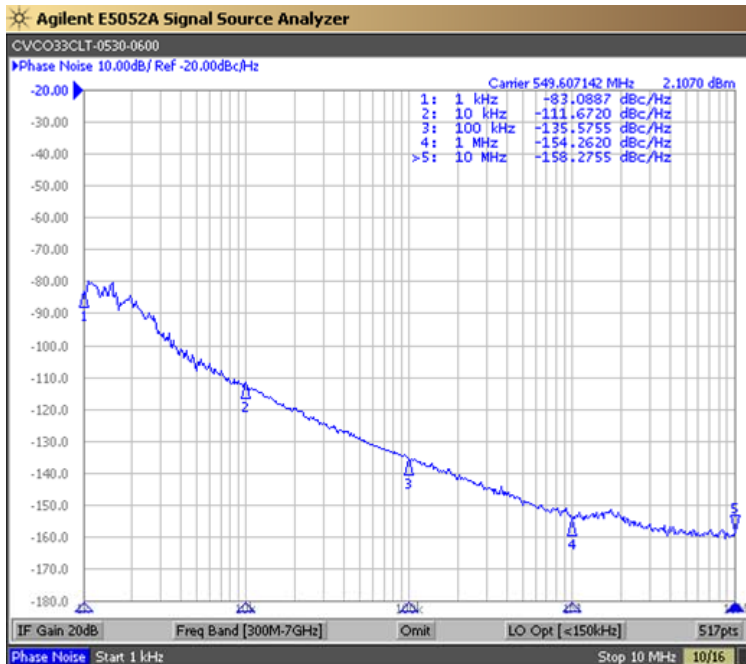


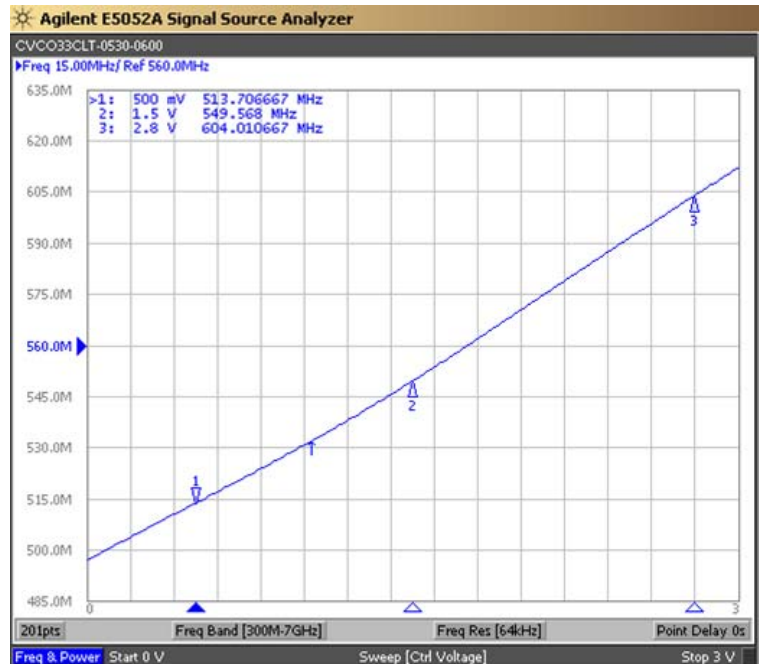


PERFORMANCE SPECIFICATION	MIN	TYP	MAX	UNITS
Lower Frequency:			530	MHz
Upper Frequency:	600			MHz
Tuning Voltage:	0.5		2.8	VDC
Supply Voltage:	2.97	3.3	3.63	VDC
Output Power:	-3.0	0	+3.0	dBm
Supply Current:		15		mA
Harmonic Suppression (2 <sup>nd</sup> Harmonic):			-10	dBc
Pushing:			3.0	MHz/V
Pulling, all Phases:			1.0	MHz pk-pk
Tuning Sensitivity:		30		MHz/V
Phase Noise @ 10kHz offset:		-109		dBc/Hz
Phase Noise @ 100kHz offset:		-129		dBc/Hz
Load Impedance:		50		$\Omega$
Input Capacitance:			150	pF
Operating Temperature Range:	-40		+85	$^{\circ}$ C
Storage Temperature Range:	-45		+90	$^{\circ}$ C

Phase Noise (1 Hz BW, Typical)



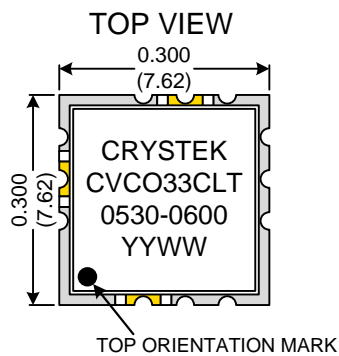
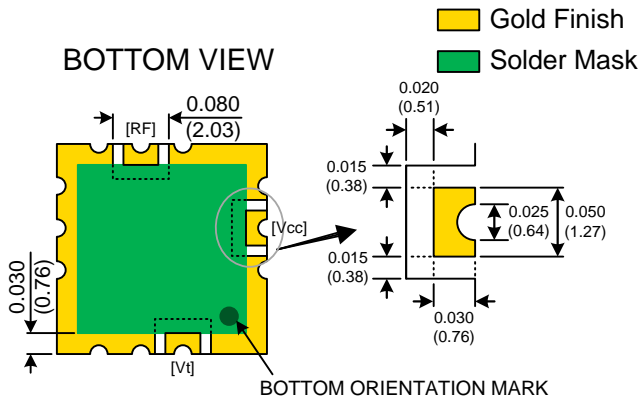
Tuning Curve (Typical)



**Product Control:**

Crystek Part Number:	CVCO33CLT-0530-0600	Release Date:	06-May-2014
Revision Level:	B	Responsible:	C. Vales

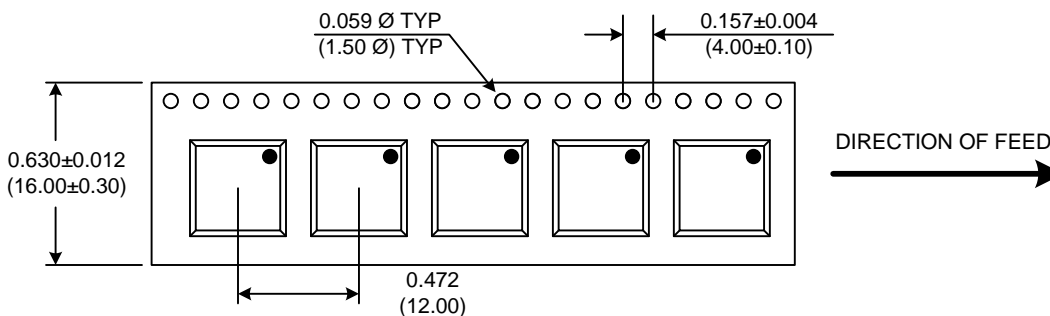




Pad	Connection
1	Vt
8	RF-OUTPUT
11	Vcc
Others	GROUND

- Unless otherwise specified, Dimensions are in:  $\frac{IN}{(mm)}$
- Pad Location Dimensions are in: Inches

**TAPE AND REEL**



Drawing not to scale

**Product Control:**

Crystek Part Number:	CVCO33CLT-0530-0600	Release Date:	06-May-2014
Revision Level:	B	Responsible:	C. Vales

Specification is subject to change without notice

